



The Passenger's Airline

Introducing Avatar Airlines

- 
- A Boeing 747-400 aircraft in flight, viewed from a low angle. The tail features a large white '@' symbol on a dark blue background. The fuselage is white with 'avatar airlines' written in blue lowercase letters. The aircraft is flying over a blue ocean under a blue sky with light clouds.
- **Truly Low Fares**
 - **Large Volume Aircraft**
 - **Low Fares Fill Airplanes**
 - **More Passengers Increase Revenue**
 - **No Additional Fees**
 - **No Overbooking**

Flying With Today's Airlines

- You work for a small business.
- A major client needs help.
- He is in Los Angeles.
- You are in Miami.



COST OVER \$ 441.00**

Then, there are:

Checked Bag Fees – 1 Bags.....	\$ 70.00
WiFi Access -	\$ 19.00
Seat Charges	\$ 100.00

** Based on Coach Fares per American Airlines as of January 2018

Flying With Avatar Airlines

- You work for a small business.
- A major client needs help.
- He is in Los Angeles.
- You are in Miami.
- Personal Interaction is your style.



Cost ONLY \$ 93.00**

Then, there are:

Checked Bag Fees	\$ 0.00
WiFi Access In FLight...	\$ 0.00
Seat Charges	\$ 0.00

** Based on Projected Fares for Avatar Airlines

Flying With Today's Airlines



- Your Brother is getting married
- He is in LA while you are in Miami
- Your wife and 3 kids must go
- It is still a month away
- Airline fares alone will be...

Cost OVER \$ 3,345.00

Then, there are:

Checked Bag Fees – 3 Bags.....	\$ 210.00
WiFi Access - 5 Family Members...\$	95.00
Seat Charges	\$ 500.00

** Based on Coach Fares per American Airlines as of June 2017

Flying With Avatar Airlines



- Whole Family Attends Wedding
- Airfare Costs.....

Cost ONLY \$ 740.00

Then, there are:

Checked Bag Fees – 3 Bags.....	\$ 0.00
WiFi Access - 5 Family Members....	\$ 0.00
Seat Charges	\$ 0.00

** Based on Projected Fares for Avatar Airlines

Aviation Market Trends

- Less Concern for Passengers
- Big get Bigger
- Elimination of Services
- Additional Income By Adding Fees
 - Check In Charges
 - Checked Bag Fees
 - Seating Charges
 - Entertainment Fees
 - Expedite Fees



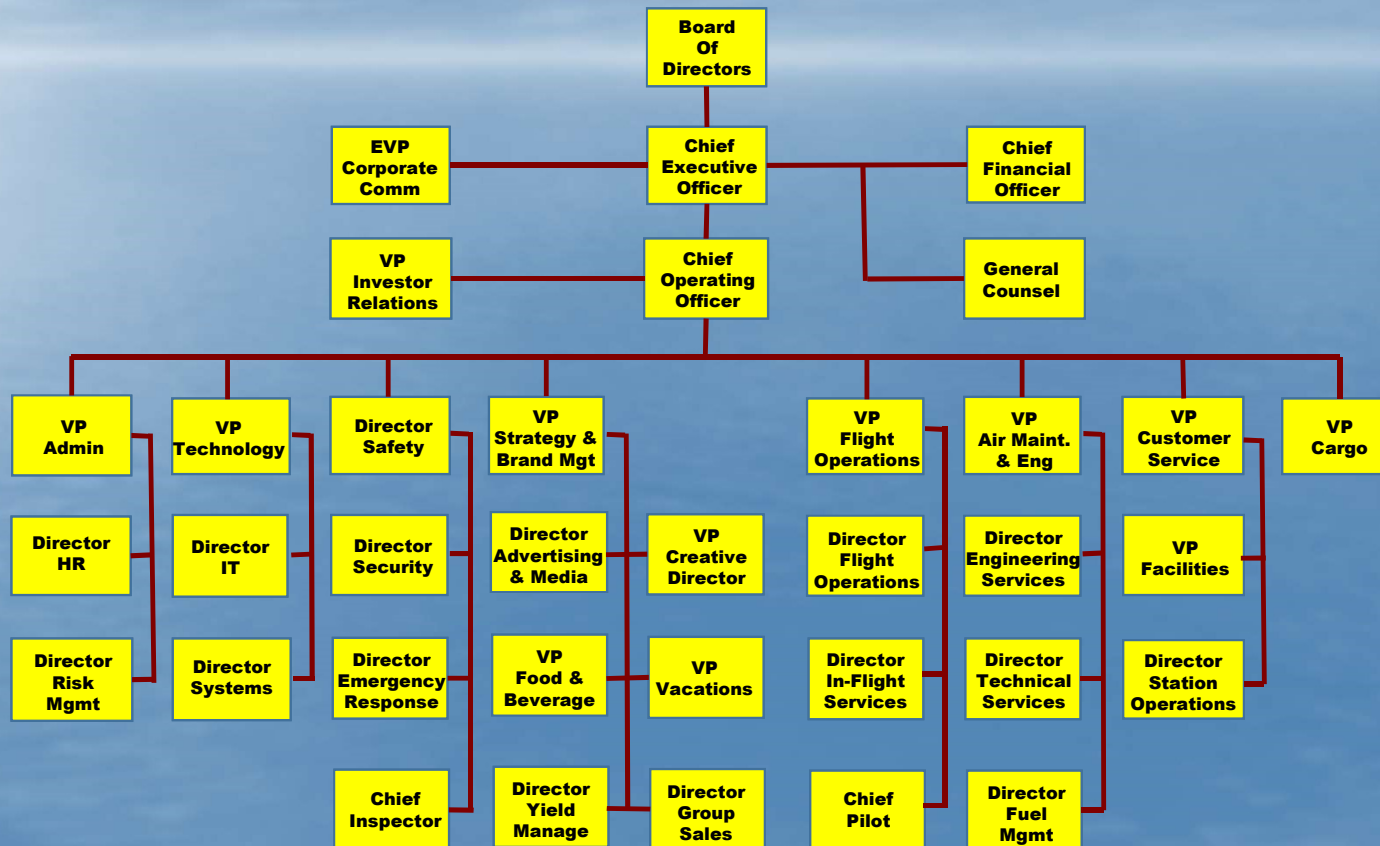
Avatar Airlines Pre-Flight Check



- **Unparalleled Business Plan**
- **Efficient Operations Plan**
- **Aggressive Growth Plan**
- **Strong Financial Plan**
- **Experienced Management Team**

Avatar Airlines Pre-Flight Check

Experienced Management Team



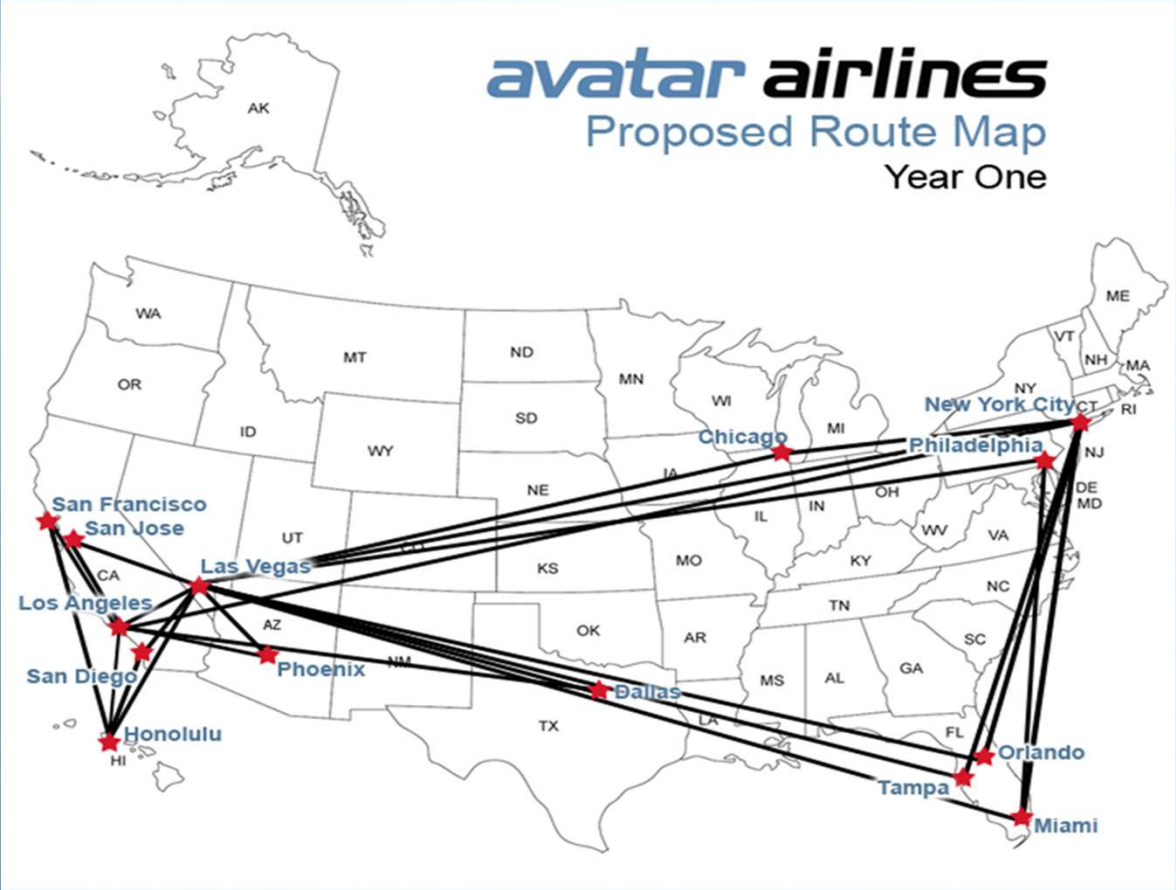
Avatar Airlines Pre-Flight Check



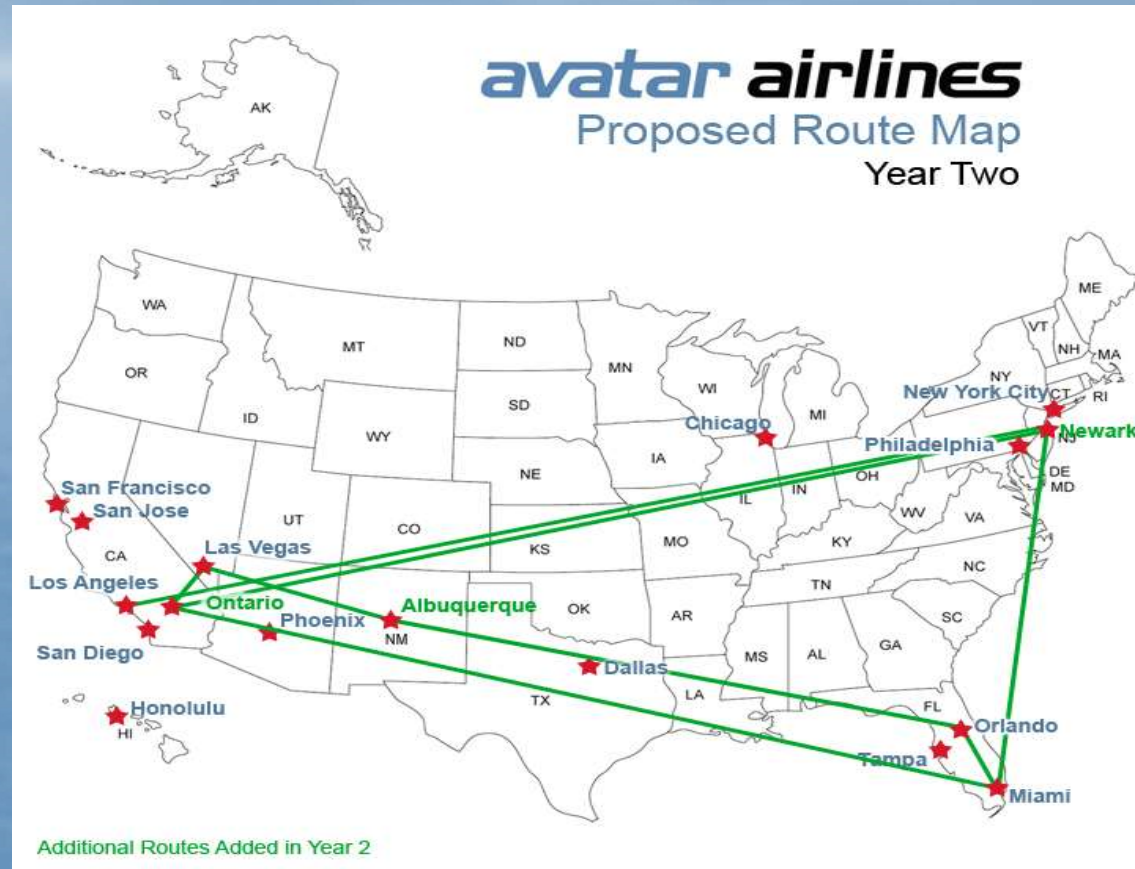
Avatar Starts Flying with 4 Aircraft



Trip Planner – Year 1



Trip Planner – Year 2



Keeping Fares Low



747-400

539 Economy Seats
42 Office Class Seats
581 Total Seats

Operating Costs



737-900

147 Economy Seats
20 First Class Seats
167 Total Seats

What Makes Avatar Different

Keeping Fares Low

Multiple Revenue Sources

■ Passenger Revenue

- Food and Beverage
- In-Flight Entertainment
- Cargo
- Branding
- Vacations
- Ticket Insurance
- Avatar Fly Free Club



539 Economy Class Seats (lower deck)
includes family section.

42 Office Class Seats (upper deck)

581 seats = the lowest cost per seat
mile in the industry.

Keeping Fares Low

Multiple Revenue Sources

- Passenger Revenue
- **Food and Beverage**
- In-Flight Entertainment
- Cargo
- Branding
- Vacations
- Ticket Insurance
- Avatar Fly Free Club



- ❖ **Pre-Order** at time of ticket purchase.
- ❖ Fast food to gourmet meals, fine wine, etc.
- ❖ Snack packs and limited beverages available for purchase onboard.

Keeping Fares Low

Multiple Revenue Sources


- Passenger Revenue
- Food and Beverage
- **In-Flight Entertainment**
- Cargo
- Branding
- Vacations
- Ticket Insurance
- Avatar Fly Free Club



Keeping Fares Low

Multiple Revenue Sources

- Passenger Revenue
- Food and Beverage
- In-Flight Entertainment
- **Cargo**
- Branding
- Vacations
- Ticket Insurance
- Avatar Fly Free Club



- ❖ 70,000 lbs of containerized freight/pallets
- ❖ Pets/Animals
- ❖ Flowers/Fruits/Vegetables

Keeping Fares Low

Multiple Revenue Sources

- Passenger Revenue
- Food and Beverage
- In-Flight Entertainment
- Cargo
- **Branding**
- Vacations
- Ticket Insurance
- Avatar Fly Free Club

- ❖ Tray Tables
- ❖ Overhead Bins
- ❖ Exterior Wrap
- ❖ Bulkheads
- ❖ Video loops



Keeping Fares Low

Multiple Revenue Sources

- Passenger Revenue
- Food and Beverage
- In-Flight Entertainment
- Cargo
- Branding
- **Vacations**
- Ticket Insurance
- Avatar Fly Free Club



- ❖ Vacation Packages
- ❖ Cruises
- ❖ Car Rentals
- ❖ Group Bookings on Hotel and Flights

Keeping Fares Low

Multiple Revenue Sources

- Passenger Revenue
- Food and Beverage
- In-Flight Entertainment
- Cargo
- Branding
- Vacations
- **Ticket Insurance**
- Avatar Fly Free Club



Keeping Fares Low

Multiple Revenue Sources

- Passenger Revenue
- Food and Beverage
- In-Flight Entertainment
- Cargo
- Branding
- Vacations
- Ticket Insurance
- **Avatar Fly Free Club**



Financial Projections

	Development	Year 1	Year 2	Year 3	TOTAL
Route Revenues	\$138,147,066	\$1,095,172,997	\$1,586,745,636	\$2,284,427,771	\$5,104,493,470
Direct Flight Costs	\$97,775,990	\$987,827,702	\$1,415,823,285	\$1,798,975,016	\$4,300,401,993
Operating Expenses	\$6,664,164	\$9,040,321	\$10,639,826	\$11,891,066	\$38,235,377
Sales and GA Expenses	\$32,020,543	\$59,657,408	\$77,362,955	\$95,891,548	\$264,932,454
EBITA	\$1,680,369	\$38,647,566	\$82,919,570	\$377,510,141	\$500,757,646
Net income	(\$5,885,102)	\$6,176,672	\$25,924,451	\$197,433,422	\$223,649,443

Dreams for the Future

Future Asset-Based Developments to Include:

- ❖ Avatar Terminals
- ❖ Hotels (joint ventures)
- ❖ Rental Cars
- ❖ Developing our own brands such as coffee, wine, culinary items, and more, with an eye on the retail market.



Ready for Boarding



**Welcome Aboard Avatar Airlines
The Passenger's Airline**

Planning the Trip With Avatar Airlines

Dynamic Business Plan – Superior Financial Plan



- ❖ **Asset Based**
- ❖ **Profitable**
- ❖ **Debt-Free**
- ❖ **Well Capitalized**
- ❖ **Goal to Go Public in 3-5 Years**



Departure

PRIVATE PLACEMENT MEMORANDUM

\$300,000,000

**20,000,000 Shares
(6.0% dividend)**

\$15 per Share

Minimum Purchase \$75,000

[Will Start Flight Operations Prior to Receiving Full Placement Amount]



Departure



Projected Secondary Offering *
Class "B" Preferred Convertible Shares

\$50 Per Share

**(\$500 million capital raise to
purchase 16 additional aircraft)**

* Secondary offering based on Avatar's current projections and remains subject to change without further notice.



In-Flight Experience

Tangible Asset Value of Other Airlines

Airline	Symbol	Book Value	Total Debt	Shares	Today	Ratio
American Airlines	AAL	\$4.52	\$ 22.85B	529.91m	\$36.30	8.03
Allegiant Travel	ALGT	\$5.58	\$ 630.72m	16.49m	\$138.24	24.77
Alaska Airlines	ALK	\$3.16	\$ 626m	123.09m	\$67.53	21.37
Delta Airlines	DAL	\$2.36	\$ 7.8B	747.16m	\$36.75	15.57
JetBlue	JBLU	\$1.42	\$ 1.75B	323.63m	\$15.95	11.23
Southwest Airlines	LUV	\$2.92	\$ 630.72m	620.23m	\$36.68	12.56
Spirit Airlines	SAVE	\$2.16	\$ 915.01m	70.02m	\$39.99	18.51
United Airlines	UAL	\$2.09	\$ 11.42B	322.41m	\$50.41	24.12
Average Ratio						17.02
Avatar Airlines	?	\$14.04*	\$0.00	57.5m	\$238.88	17.02
IPO 8-1 Stock Split					\$29.86	

* Based on asset Value Only

As of August 31st, 2016 per Yahoo Financial

* Value listed is a *projection only*, based only the raise of \$800 million from 1st & 2nd offering, and does not include value of intangibles such as good will.



In-Flight Experience

Projected Share Value \$100+

*

Goal: 8 – 1 Stock Split *

(to make the public shares affordable)



**Projections based on certain assumptions contained in Avatar's financial model and should not be relied upon as a guarantee.*



In-Flight Experience Early Investor Incentive

**First \$3 Million Investment
Each Preferred Share purchased
at \$15 gives you the option to
purchase 4 shares of Common Stock
at \$2.50 per share.**



In-Flight Experience



**Initial
Public Offering**
Expected to raise
\$10 billion +

**Purpose of IPO to Allow for Purchase of New 747-800s
And Their Advanced Efficiency and Advantages**



Arrival

- ✓ **Avatar will be asset-based.**
- ✓ **Class “A” Preferred Shares** precede all other shares, adding greater investment **‘SECURITY’**.
- ✓ **Income Potential**
- ✓ **Exit Strategy**





Arrival



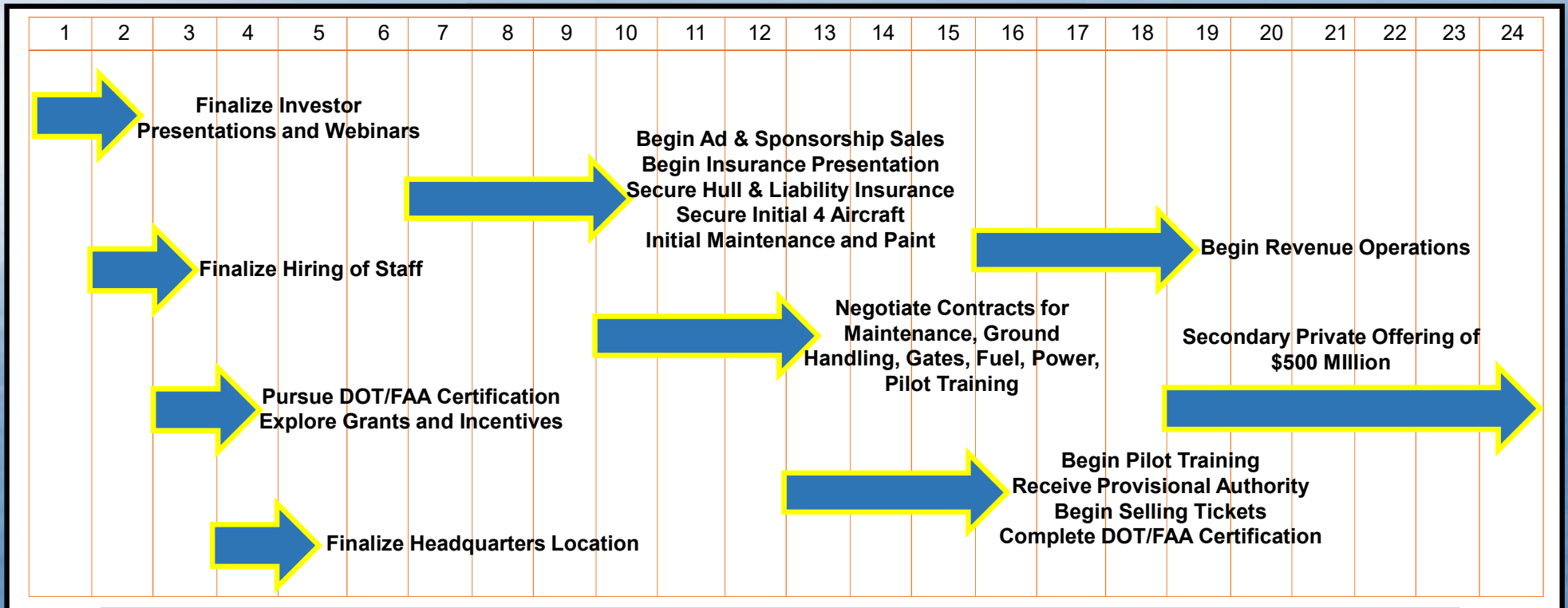
- ❖ **1st offer \$15.00 Per Share**
\$300,000,000 buys initial 14 aircraft
- ❖ **2nd offer \$50 Per Share**
\$500,000,000 buys additional 16 aircraft
- ❖ **Profit Exceeding \$220mm through 3 Years**
- ❖ **Projected Share Value \$100+ ***
- ❖ **8 – 1 Stock Split ***
(to make the publicshares affordable)
- ❖ **IPO**

**Projections based on certain assumptions contained in Avatar's financial model and should not be relied upon as a guarantee.*



Arrival

Milestone Schedule



Year 3-5: Initiate Initial Public Offering and Contract with Boeing for 30 747-800 Aircraft

Arrival



**For more information on investing in Avatar Airlines
visit the address below:**

View Avatar Airlines' Offering at:

<http://www.InvestInAvatarAirlines.com>

Avatar Airlines

20283 State Road 7, Ste. 400

Boca Raton, FL 33498



Questions?